




Securities Issues Statistics

 CSEC provides **stock and flow aggregates** on securities issues for the 27 EU Member States, the euro area and the EU as a whole.

 **NCBs of euro area Member States** are responsible for verifying CSEC aggregate statistics related to issuers resident in their countries.

 The **ECB** is responsible for verifying CSEC aggregate statistics for the rest of the world (RoW) and non-euro area EU Member States, unless the NCB has accepted responsibility for verifying those related to issuers resident in its own country.

 The **methodology** for compiling CSEC aggregate statistics follows international standards as closely as possible. Exceptional cases where the methodology deviates from these standards are specifically highlighted. Detailed CSEC calculation rules are set out in the compilation guide agreed by the ESCB Statistics Committee.

 CSEC uses the **NA_SEC** Data Structure Definition ([SDW](#)).

BREAKDOWNS

- Country of residence of issuer
- Sector of issuer
- Instrument type, including interest rate type
- Maturity, including original and residual maturity
- Currency of denomination
- **New valuations:** face value, nominal value (face value + accruals), market value

TYPES OF SERIES

- Stock
- Gross and net issues
- Redemptions
- Revaluations
- Other changes in volume

COVERAGE

- Issues of debt securities and listed shares:
- With an ISIN code
 - By euro area, non-euro area EU residents (issues in all currencies) and RoW (issues in EUR only)

FREQUENCY & TIMELINESS

Frequency: Monthly

Timeliness: T+10 working days

METHODOLOGY

[Handbook on Securities Statistics](#)
[ESA 2010](#)

COMPILATION

Bottom-up approach directly from security-by-security data in the Centralised Securities Database (CSDB)

FURTHER INFORMATION

[Statistical Information Request](#)